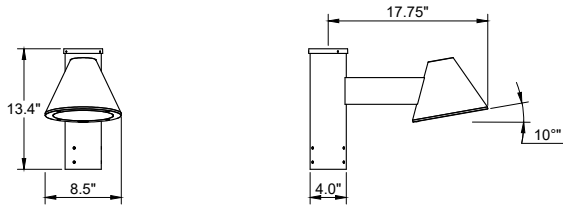


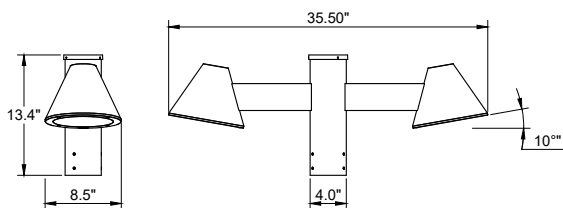
INSTALLATION AND SERVICE MANUAL

For Installation of Cinati Modify Luminaire Post Top Model. UCI-30131-MODIFY

PRODUCT DRAWING (DIMENSIONS)

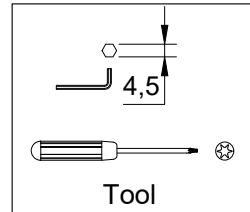


UCI-30131
(CINATI SINGLE HEAD POST TOP)

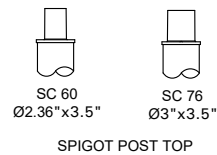


UCI-30131
(CINATI DOUBLE HEAD POST TOP)

SUITABLE FOR WET LOCATIONS

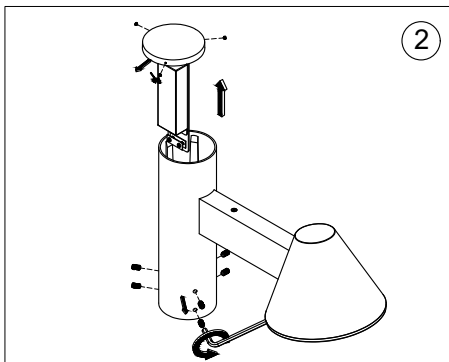


Tool

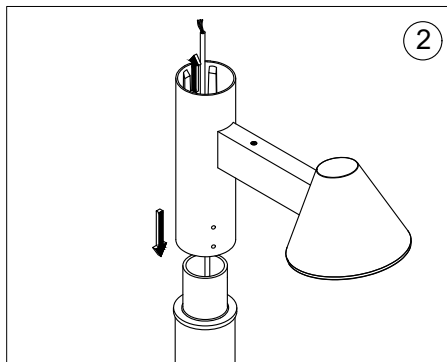


SPIGOT POST TOP

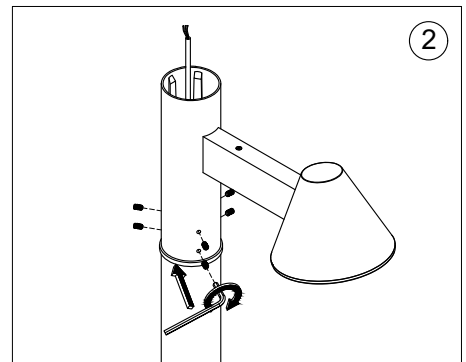
1



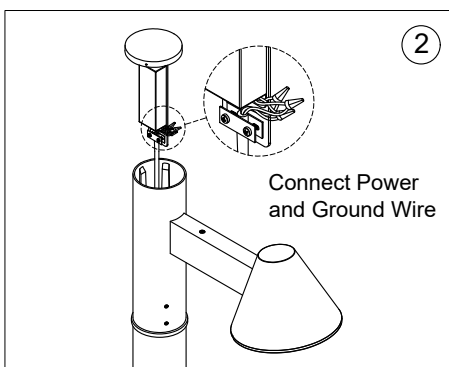
2



2

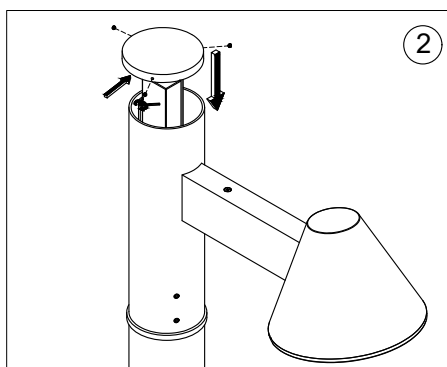


2

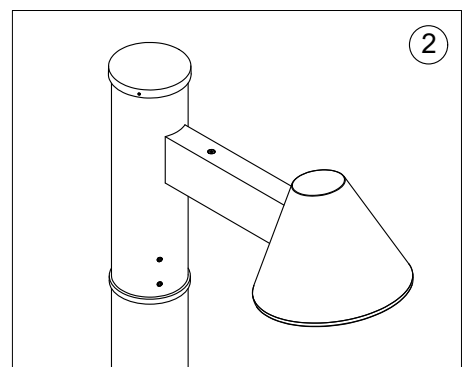


2

Connect Power
and Ground Wire



2



2

Notice to installer :

1. **WIRING INSTRUCTIONS** Warning : RISK OF FIRE AND ELECTRICAL SHOCK. : FIXTURE MUST BE INSTALLED BY A QUALIFIED ELECTRICIAN ONLY>FIXTURE IS INTENDED FOR INSTALLATION IN ACCORDANCE WITH THE NATIONAL ELECTRICAL CODE, LOCAL AND FEDERAL CODE SPECIFICATIONS. DISCONNECT POWER BEFORE SERVICING.
2. This fixture has a **VOLTAGE SPECIFIC BALLAST**, Check that the supply voltage is the same as the installed ballast voltage.

Ligman Lighting USA

7144 NE Progress Court, Hillsboro
Oregon, 97124, USA
Tel : 503 645 0500 | Fax : 503 645 8100

www.ligmanlightingusa.com

UCI-30131 02/04/2024 REV_0
1/1

FM-TS-13-1/13-05-2563/Rev.6